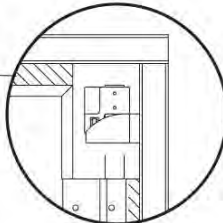
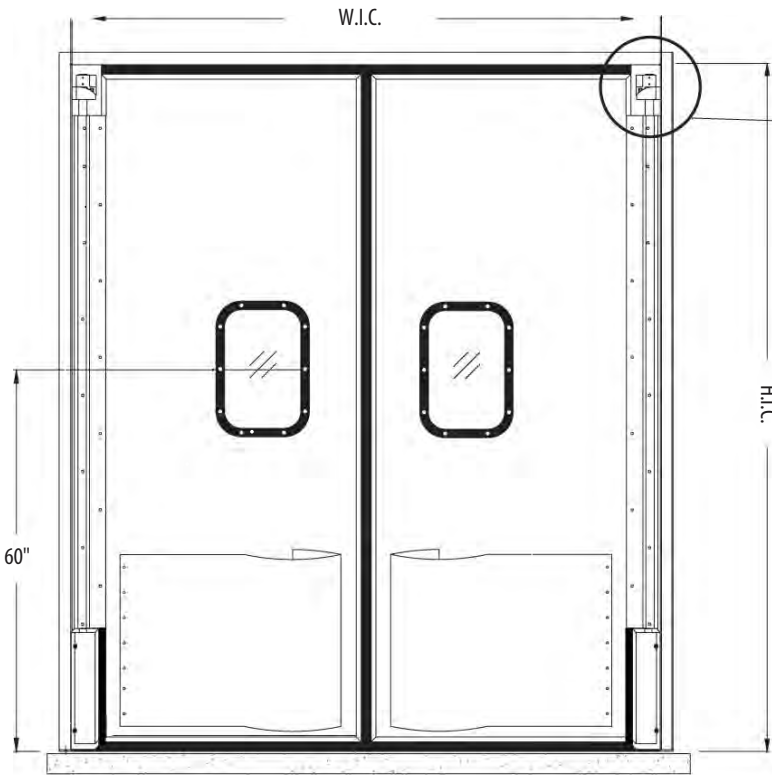
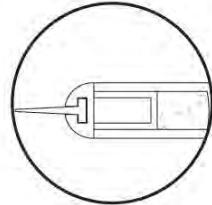



DOUBLE ACTING "INSULATED" TRAFFIC DOOR



V-CAM ASSEMBLY



STRUCTURAL ALUMINUM W/FOAM CORE



JAMB GUARD

OPTIONAL FACINGS


- 20 GA. STAINLESS STEEL
- 18 GA. GALVANIZED STEEL
- ALUMINUM DIAMOND TREAD PLATE

Doors to be constructed from welded high strength aluminum infrastructure with thermo-plastic facings.

Standard features are:

- V-cam hinge 10" Zinc Jamb Guards
- 9"x14" Vacuum formed Window Frames
- Full height reinforced hinge structure
- Fully insulated 1 3/4" thick panels
- Full Perimeter Seals

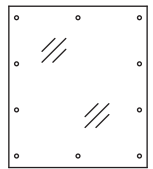
Optional TEARDROP BUMPER




CANE BOLTS



LOCKING COLLAR



PL - IMPACT PLATE



TEARDROP BUMPER



SPRING COMPENSATOR For V-CAMS

Charges will be assumed by buyer for changes or cancellations to work in process. Buyer hereby accepts responsibility for all sizes and dimensions. This order will not be processed until all acknowledgement forms are signed and returned.

Specification accepted by: _____

Date: _____



Perma Tech. Inc.

363 Hamburg Street, Buffalo, NY 14204
 Tel: 716-854-0707 Fax: 716-854-0774
 Sales@PermaTechInc.com www.PermaTechInc.com

DOOR SPECIFICATION

Opening Width _____ x Height _____

Qty. _____ BI-PARTING _____ SINGLE PANEL _____
 L R

THERMOPLASTIC FACINGS - COLOR OPTIONS

WHITE	BLACK	BEIGE
GREEN	BROWN	RED
CANYON BLUE	LT. GRAY	DK. GRAY

IMPACT PLATES (STANDARD BLACK ABS)

PL12"	PL18"	PL24"	
PL30"	PL36"	PL42"	PL48"

TEARDROP BUMPER (STANDARD BLACK HDPE)

FB12"	FB18"	FB24"	FB30"
FB36"	FB42"	FB48"	

WINDOW SIZES

9"x14"	14"x16"
22"x22"	10"x30"

HARDWARE OPTIONS

JG-10 SS	CANE BOLTS	WASH DOWN
SPRING COMPENSATORS	WELD PLATES	

PT - 9500

JOB NAME/LOCATION

CUSTOMER/LOCATION

CUST. ORDER NO.

CUST. PO ORDER NO.