



Perma Tech, Inc.

"Your Single Source for ALL Your Loading Dock Needs"

PERMA ADJUSTABLE DOCK SEAL

Adjustable Foam Header



FEATURES:

- Provides the widest sealing range for a compression type head pad
- Counterweight system allows for simple up & down movement of the steel-framed head pad
- Standard Travel is 36", with optional drop flap for greater coverage for lower trucks (as shown)
- Industrial grade fabrics for long-term durability
- Perma Pleats make the dock seal more durable (optional)

Perma Tech Dock Seals provide the most effective seal possible at the loading dock door to ensure reduced heating and cooling costs, loading safety, security, and product protection against the elements.

Years of experience result in time proven craftsmanship and quality construction, giving you the best value for your investment.

SALES & SERVICE BY:



Perma Tech Inc. | 363 Hamburg Street | Buffalo, New York 14204
P: (800) 362-7325 | F: (716) 854-0774 | www.PermaTechInc.com

PERMA ADJUSTABLE HEADER DOCK SEAL

The Perma "AH" Adjustable Head Member Dock Seal offers the benefits of three sided foam seal protection along with an adjustable, 18" high, steel framed head member for varying truck height coverage. As the truck backs into the dock, the pulley system allows the head pad to be easily adjusted to accommodate any truck height. The steel counterweight holds the head pad in position. It can be moved entirely out of the dock door opening to permit full door access.

Perma Tech uses only the highest quality components. We offer a full range of industrial fabrics, engineered and tested for abrasion resistance, tear resistance, weathering, and flexibility. All lumber backboards are pressure treated, and polyurethane foam maintains its high resiliency to prevent foam pad "sag." Full height 4" wide yellow guide stripes are standard on all models, along with galvanized hardware.

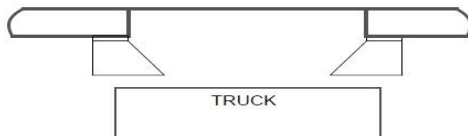
FEATURES AND OPTIONS

HEAD PAD:

The adjustable foam head pad is 18" is high, steel frame attached with a pulley system for easy adjustment.

WEDGED SIDE MEMBERS:

Wedge cut side members extend foam only into the door opening to effectively seal the trailer without subjecting wood backboards to damage from passing loads.



BACKBOARD:

All backboards are made with pressure treated lumber or **OPTIONAL:** Galvanized 16 ga. steel backer

GUIDE STRIPES:

Full height 4" wide yellow guide stripes are standard on all models, along with galvanized hardware.

HIGH QUALITY FABRICS:

The dock seal cover fabric is the most critical component in determining the useful life of the dock seal. Perma Tech offers a variety of weighted vinyl and colors designed to suite every dock situation from light volume traffic to the heaviest traffic.

Our Commitment to Our Customers:

Perma Tech, grounded in superior craftsmanship and committed to the highest level of customer satisfaction, designs and manufactures high quality, innovative loading dock products for our business partners that improve safety, productivity, and energy savings.

OPTIONS:

DROP FLAP:

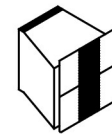
A weighted drop flap can be sewn to the foam head pad to service an occasional lower truck.

PERMA PLEATS:

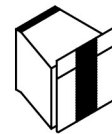
Perma Pleats provide extra protection on the face of the dock seal. Perma Pleats are available in a variety of fabrics and comes in 4", 8", and 16" face exposure.



PP4
EXPOSURE: 4"
OVERLAP: 4"
TOTAL LENGTH: 8"



PP8
EXPOSURE: 8"
OVERLAP: 4"
TOTAL LENGTH: 12"

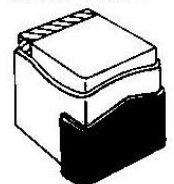


PP16
EXPOSURE: 16"
OVERLAP: 2"
TOTAL LENGTH: 18"

WEAR FACE:

Wear face is a second layer of material sewn over the base fabric to provide additional protection to the face of the dock seal.

Wear Face



METAL HOOD:

Perma Metal Hoods help to keep snow and moisture off the dock header and away from the loading dock area.

DECLINE OR INCLINE

Tapered dock seal projections are available to accommodate sloped drives. Even truck contact and compression into the foam pads eliminate excessive wear at the top or bottom of the seal.

