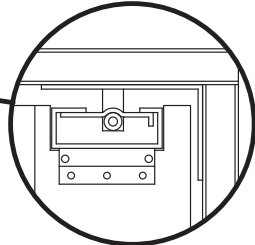
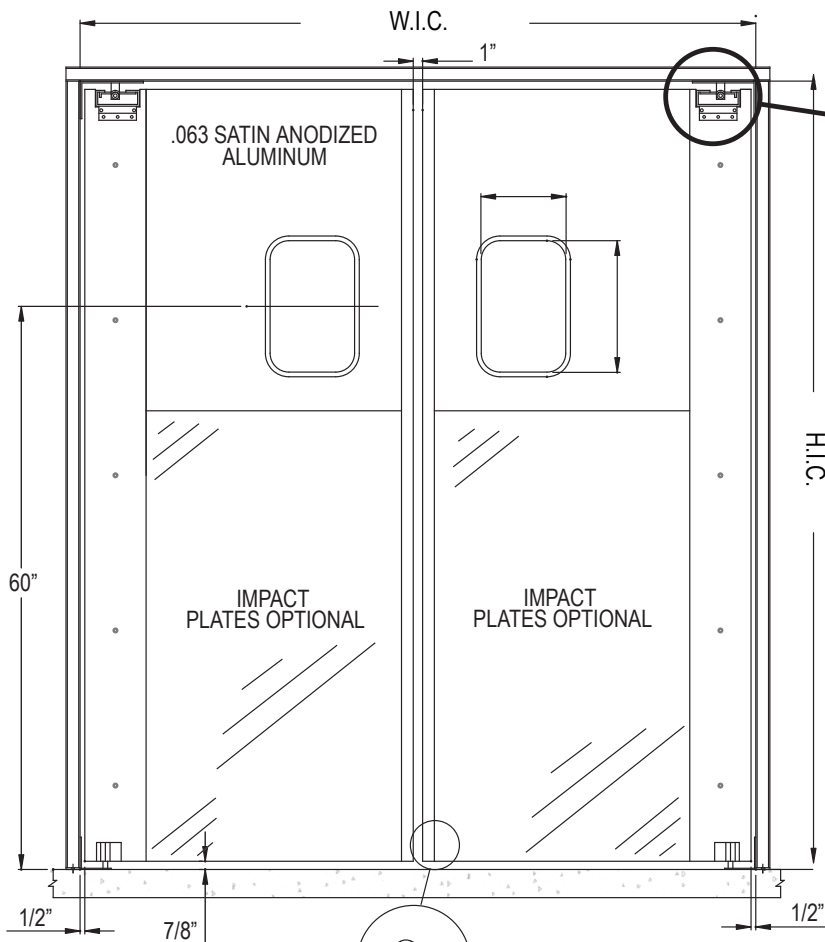


# DOUBLE ACTING SHEET DOORS



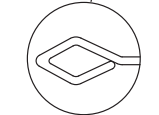
GS-HINGE ASSEMBLY



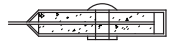
JAMB GUARD (Optional)

Doors to be constructed of formed .063 anodized aluminum sheet or optional 18 GA. SS panel or High Pressure Laminate.

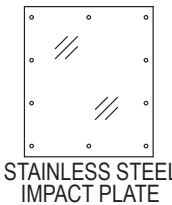
- Standard features are:
- Reinforced back spine
  - GS type hinge
  - Bottom pin
  - 9"x14"x1/8" polycarbonate window
  - No Gasket



FORMED EDGE



BACK SPINE



STAINLESS STEEL IMPACT PLATE



BOTTOM PIN (STD)

**\*CAFE DOOR ON SEPARATE SPEC SHEET.**



**Perma Tech, Inc.**

363 Hamburg Street, Buffalo, NY 14204

Tel: 716-854-0707

Fax: 716-854-0774

Sales@PermaTechInc.com www.PermaTechInc.com

**DOOR SPECIFICATION**

Opening Width \_\_\_\_\_ x Height \_\_\_\_\_

Qty. \_\_\_\_\_

- BI-PARTING       SINGLE PANEL  
 L       R

**MATERIAL**

- .063 ANODIZED ALUMINUM (STANDARD) - 5000  
 18 GA. STAINLESS STEEL PANEL - 5000SS  
 PRESSURE LAMINATE - 5000HPL  
 Manufacturer \_\_\_\_\_  
 Stock # \_\_\_\_\_  
 Color # \_\_\_\_\_

**IMPACT PLATE OPTIONS**

- ABS**      **18 GA. STAINLESS STEEL**  
 PL12"      PL24"  
 PL36"      PL48"

**WINDOW SIZES**

- 6"x12"       9"x14"      14"x16"  
 10"x30"       22"x22"

**HARDWARE OPTIONS**

- BOTTOM PIN (STANDARD)  
 JG-10 (10")  
 SSGS HINGE - STAINLESS STEEL HINGE w/  
 BOTTOM PIN

**Charges will be assumed by buyer for changes or cancellations to work in process. Buyer hereby accepts responsibility for all sizes and dimensions. This order will not be processed until all acknowledgement forms are signed and returned.**

Specification accepted by: \_\_\_\_\_

Date: \_\_\_\_\_

PT - 5000

JOB NAME/LOCATION

CUSTOMER/LOCATION

CUST. ORDER NO.

CUST. PO ORDER NO.